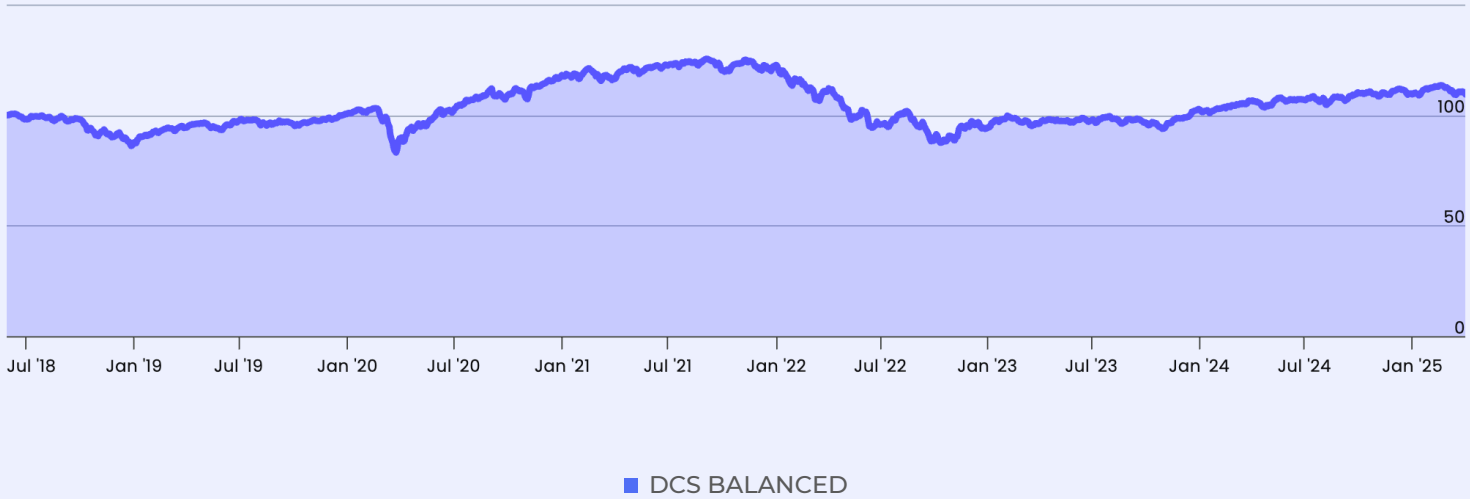


### Objetivo del fondo

El objetivo de inversión del fondo es maximizar la apreciación del capital a largo plazo, a través de inversiones en distintos instrumentos, como ETF globales, y en fondos mutuos domiciliados en mercados europeos maduros que brindan exposición a Bonos y Acciones Globales.

La composición del fondo está destinada a asignar entre 50% y 70% a Fondos con exposición a Acciones Globales y entre 30% y 50% a Fondos de Inversión con exposición a Bonos Globales.

### Performance



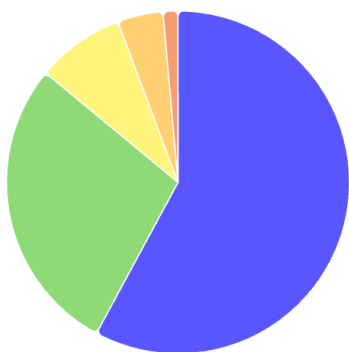
Resultados al 31 de marzo de 2025

1 mes	3 meses	6 meses	1 año	3 años	5 años	YTD	Desde lanz.	2024	2023	2022	2021	Volatilidad	Ratio de sharpe
-2,31%	0,17%	-0,59%	2,90%	-1,97%	21,95%	0,17%	9,60%	6,50%	9,18%	-23,29%	3,83%	5,33%	-0,42

### Composición

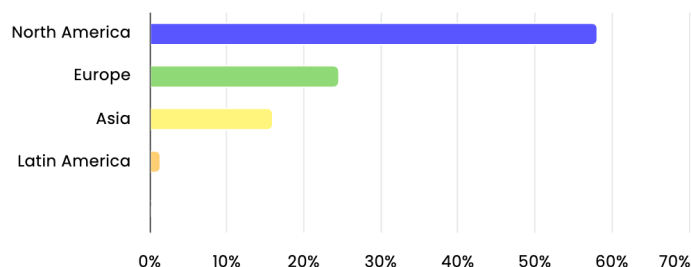
Nombre del fondo	Asignación	Nombre del fondo	Asignación
Pacific Multi-Asset Core USD A	51,81%	DGT Ecommerce Fund USD I	1,69%
Vanguard US Grade Credit Index Fund USD	8,90%	DGT Luxury Consumer Fund USD I	1,62%
DGT Managed Fund USD I	8,18%	Cash	0,96%
iShares Developed World Index Fund USD I	7,96%		
Vanguard Global Stock Index Fund USD	6,66%		
Vanguard Global Bond Index Fund USD	5,29%		
Vanguard US Government Bond Index Fund USD	3,60%		
Vanguard Emerging Markets Stock Index Fund USD	3,32%		

## Security Types

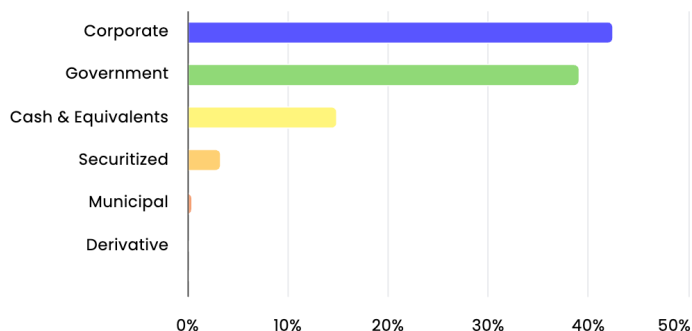


- Equity (57.88%)
- Fixed Income (28.11%)
- Diversifying Assets (8.30%)
- Cash (4.30%)
- Alternatives (1.41%)

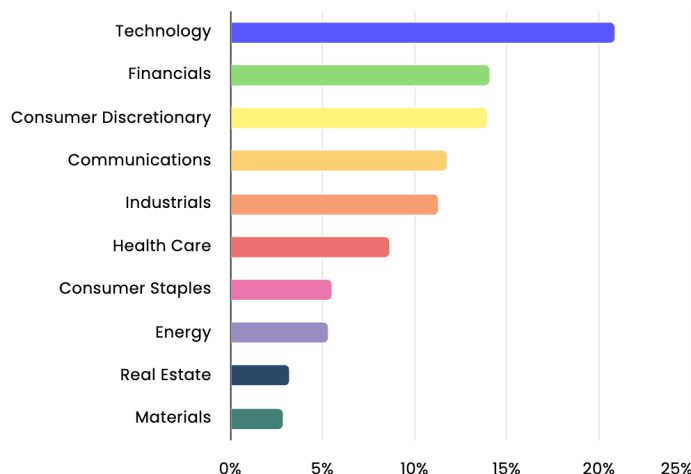
## Top Geographies



## Top Fixed Income Sectors



## Top Equity Sectors



## Información general

Fund Manager	Dominion Fund Management Limited
Investment Advisor	Pacific Asset Management
Fecha de lanzamiento	31.05.2018
Moneda	USD
Objetivo	40% Bonds / 60% Stock
ISIN	GG00BF4Z4L45
AMC	2.00%

## Acerca del fondo

### Canasta

Invierte en fondos de los principales grupos de manejo de activos, invirtiendo en bonos globales del gobierno y corporativos, así como también en acciones de pequeña, mediana y gran capitalización.

### Asignación

El 60% del presupuesto riesgo es asignado a activos del Fondo de Acciones Globales y 40% del presupuesto riesgo, a activos del Fondo de Bonos Globales.

## Análisis completa de las posiciones (%)

Asset Class	Sub Class	%	Holdings	Strategy	%
Equity 57.9%	Global Equity	32.06 %	DGT Ecommerce Fund USD I	Active	1,69%
			DGT Luxury Consumer Fund USD I	Active	1,62%
			DGT Managed Fund USD I	Active	8,18%
			iShares Developed World Index Fund USD I	Passive	7,96%
			Vanguard Global Stock Index Fund USD	Passive	6,66%
			iShares Edge MSCI World Value Factor	Factor	3,36%
			SPDR MSCI World Consumer Staples	Passive	0,12%
			SPDR MSCI World Health Care	Passive	0,12%
			SPDR MSCI World Utilities	Passive	0,25%
	UK Equity	7.16 %	RIT Capital Partners	Active	1,29%
			Pacific Global All Cap Opportunities Fund	Active	0,80%
			iShares Core FTSE 100	Passive	6,21%
	Emerging Equity	6.78 %	Caledonia Investments PLC	Active	0,94%
			HSBC Hang Seng Tech UCITS ETF	Passive	0,97%
			Pacific North of South EM All Cap	Active	1,52%
			Pacific North of South EM Income Opportunities	Active	0,97%
	US Equity	7.66 %	Vanguard Emerging Markets Stock Index Fund USD	Passive	3,32%
			Pacific North American Opportunities	Active	1,31%
			SPDR S&P 500 ETF	Passive	3,18%
			Xtrackers S&P 500 Equal Weight	Factor	0,52%
Fixed Income 28.1%	Europe Equity	3.12 %	iShares Edge MSCI USA Value Factor	Factor	1,13%
			Vanguard FTSE Dev Eurp Ex UK	Passive	1,39%
	Japan Equity	0.76 %	Vanguard FTSE 250 ETF	Passive	0,40%
			iShares Edge MSCI Europe Value Factor	Factor	2,80%
	Asia Pacific Exc. Japan Equity	0.41 %	Vanguard FTSE Japan UCITS	Passive	0,76%
			Legal and General Pacific Ex Japan ETF	Passive	0,41%
	US Corporate Bonds	8.9 %	Vanguard US Grade Credit Index Fund USD	Passive	8,90%
	Global Bonds	5.29 %	Vanguard Global Bond Index Fund USD	Passive	5,29%
Diversifying Assets 8.3%	US Government Bonds	5.26 %	Vanguard US Government Bond Index Fund USD	Passive	3,60%
	IG Corporate Bonds (GBP)	5.01 %	US Treasury Inflation Protected 0.625% 2043	Direct	1,66%
	IG Corporate Bonds (Global)	2.73 %	HSBC GBP Corp Bond Index	Passive	1,42%
	UK Government Bonds	0.91 %	L&G Short Duration £ Corp. Bond	Passive	3,60%
	Absolute Return	4.17 %	Pacific Coolabah Global Active Credit	Active	0,41%
			Xtrackers USD Corporate Bond ETF	Passive	2,32%
			UK Inflation Linked Gilt 1.25% 2032	Direct	0,91%
			AQR Managed Futures UCITS	Active	1,60%
			AQR Style Premia UCITS	Active	1,10%
			Pacific G10 Macro Rates	Active	1,47%
			FX Carry Factor	Direct	0,47%
Cash 4.3%	Diversifying Risk Assets	4.08 %	FX Value Factor	Direct	0,51%
			PAM Rates 2s10s Steepener	Direct	1,67%
			Rates Carry Factor	Direct	0,47%
			Rates FRB Factor	Direct	0,46%
			Rates Momentum Factor	Direct	0,49%
			S&P 500 EMINI	Direct	1,52%
			EURO STOXX 50	Direct	-1,48%
	US Equity	7.66 %	Cash	Direct	3,80%
	Europe Equity	3.12 %	HSBC Global Liquidity Funds - Sterling Liquidity Fund	Active	0,50%
Alternatives 1.4%	REITS	1.41 %	iShares UK Property ETF	Passive	1,04%
			Riverstone Energy Ltd	Direct	0,15%
			iShares Environment & Low Carbon Tilt Real Estate Fund	Passive	0,22%

## IMPORTANT NOTES

All information correct as at 31.03.25

This Fund Fact Sheet is not designed to be comprehensive and must be read in conjunction with the Dominion Capital Strategies Funds PCC Limited Offering Memorandum which provides full details and important information about the DCS Balanced Fund. The Offering Memorandum is available from the Manager, Dominion Fund Management Limited, who can be contacted via [contact@dominion-funds.com](mailto:contact@dominion-funds.com)

This report contains commentary and represents the views and opinions of the author. Whilst care has been taken with the preparation of this commentary, the contents should not be taken as advice of any kind to any party.

This document is not an offer for sale. If you are considering an investment or would like to find out more, please contact your professional advisor so they can advise you.

Use or copying of the information is not permitted without the prior written consent of Dominion Fund Management Limited.

Dominion Capital Strategies Funds PCC Limited is a Protected Cell Company, which is an open-ended investment vehicle governed by the

provisions of The Companies (Guernsey) Law, 2008 and The Protection of Investors (Bailiwick of Guernsey) Law, 2020.

Dominion Capital Strategies Funds PCC Limited is regulated as a Class B Scheme, designed for Sophisticated, Professional and Institutional Investors. The Fund regulator is the Guernsey Financial Services Commission.

© 2024 Dominion Fund Management Limited ("DFML"). All rights reserved. DFML is licensed by the Guernsey Financial Services Commission under The Protection of Investors (Bailiwick of Guernsey) Law, 2020. DFML is a member of the Dominion Group of companies. Registered Address: Suites 7 & 8, Fourth Floor, Windsor House, Le Pollet, St Peter Port, Guernsey GY1 1WF. Company no.42592.

¡Escanea el QR!  
[www.dominion.co](http://www.dominion.co)

