

## Fund objective

The Fund's investment objective is the maximization of long-term capital appreciation through investments in different instruments such as global ETFs and mutual funds domiciled in mature European markets offering Global Bonds and Stocks exposure.

The Fund's composition is intended to allocate between 70% and 90% to Funds with Global Stocks exposure and between 10% and 30% to Investment Funds with Global Bonds exposure.

## Performance



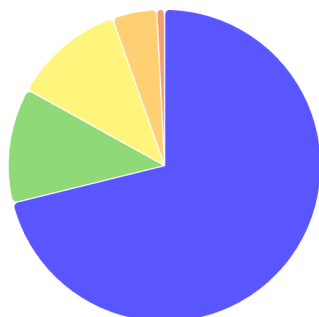
Results as of 30<sup>th</sup> April 2025

1 month	3 months	6 months	1 year	3 years	5 years	YTD	Since launch	2024	2023	2022	2021	Volatility	Ratio sharpe
-1,08%	-4,75%	-0,59%	4,28%	8,47%	23,58%	-1,32%	16,05%	8,86%	10,99%	-24,54%	7,65%	8,33%	-0,09

## Composition

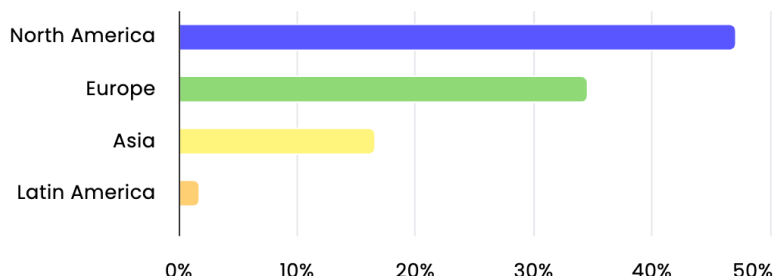
Fund name	Allocation	Fund name	Allocation
Pacific Multi-Asset Plus USD A	51,25%	Vanguard Global Bond Index Fund USD	2,35%
DGT Managed Fund USD I	11,39%	Vanguard US Government Bond Index Fund USD	1,82%
iShares Developed World Index Fund USD I	9,97%	Cash	0,67%
Vanguard Global Stock Index Fund USD	7,83%		
Vanguard US Grade Credit Index Fund USD	4,39%		
Vanguard Emerging Markets Stock Index Fund USD	4,36%		
DGT Luxury Consumer Fund USD I	3,63%		
DGT Ecommerce Fund USD I	2,35%		

## Security Types

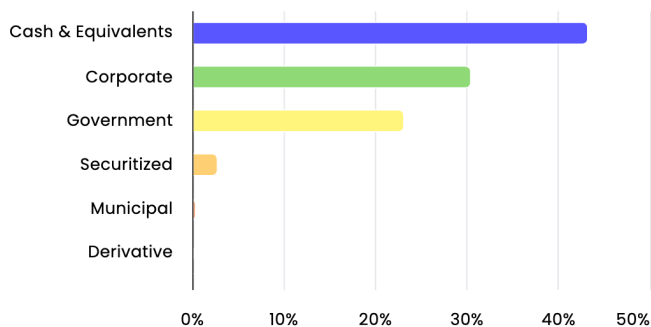


Equity (71.14%)  
Fixed Income (11.53%)  
Alternatives (0.80%)  
Cash (11.92%)  
Diversifying Assets (4.61%)

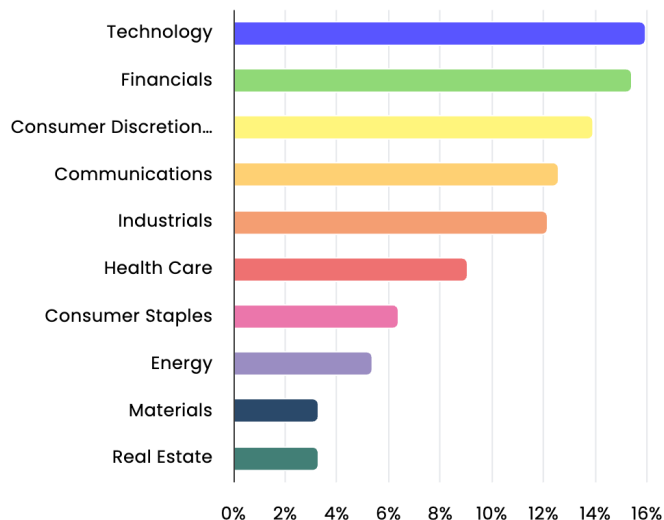
## Top Geographies



## Top Fixed Income Sectors



## Top Equity Sectors



## About the fund

### Basket

Invests in main asset management group funds, investing in global corporate and government bonds, as well as small, medium and large capitalization stocks.

### Allocation

80% of the risk budget is allocated to Global Stocks Fund assets and 20% of the risk budget is allocated to Global Bonds Fund assets.

## General information

Fund Manager	Dominion Fund Management Limited
Investment Advisor	Pacific Asset Management
Launch date	31.05.2018
Currency	USD
Objective	20% Bonds / 80% Stock
ISIN	GG00BF4Z4M51
AMC	2.00%

## Full look through holdings (%)

Asset Class	Sub Class	%	Holdings	Strategy	%
Equity 78.5%	Global Equity	42.46 %	DGT Ecommerce Fund USD I	Active	2,35%
			DGT Luxury Consumer Fund USD I	Active	3,63%
			DGT Managed Fund USD I	Active	11,39%
			iShares Developed World Index Fund USD I	Passive	9,97%
			Vanguard Global Stock Index Fund USD	Passive	7,83%
			SPDR MSCI World Consumer Staples	Passive	0,19%
			SPDR MSCI World Health Care	Passive	0,16%
			SPDR MSCI World Utilities	Passive	0,31%
			RIT Capital Partners	Active	1,76%
			iShares Edge MSCI World Value Factor	Factor	2,86%
			Pacific Global All Cap Opportunities Fund	Active	0,75%
	UK Equity	10.03 %	iShares Core FTSE 100	Passive	7,68%
	Emerging Equity	9.31 %	Caledonia Investments PLC	Active	1,37%
			HSBC Hang Seng Tech UCITS ETF	Passive	0,69%
			Pacific North of South EM All Cap	Active	2,11%
			Pacific North of South EM Income Opportunities	Active	1,39%
	US Equity	10.74 %	Vanguard Emerging Markets Stock Index Fund USD	Passive	4,36%
			Pacific North American Opportunities	Active	1,69%
SPDR S&P 500 ETF			Passive	2,59%	
Xtrackers S&P 500 Equal Weight			Factor	0,67%	
Europe Equity	4.29 %	iShares Edge MSCI USA Value Factor	Factor	1,44%	
		Vanguard FTSE Dev Eurp Ex UK	Passive	1,93%	
		Vanguard FTSE 250 ETF	Passive	0,57%	
Japan Equity	1.16 %	iShares Edge MSCI Europe Value Factor	Factor	1,73%	
Asia Pacific Exc. Japan Equity	0.56 %	Vanguard FTSE Japan UCITS	Passive	1,15%	
Cash 4.2%	Cash	4.15 %	Legal and General Pacific Ex Japan ETF	Passive	0,55%
			Cash	Direct	5,37%
Fixed Income 10.5%	US Corporate Bonds	4.33 %	HSBC Global Liquidity Funds - Sterling Liquidity Fund	Active	6,56%
			Vanguard US Grade Credit Index Fund USD	Passive	4,39%
	US Government Bonds	1.79 %	Vanguard US Government Bond Index Fund USD	Passive	1,82%
			US TSY Inflation Protected 0.125% 2032	Direct	1,82%
	Global Bonds	2.73 %	Vanguard Global Bond Index Fund USD	Passive	2,35%
	IG Corporate Bonds (Global)	1.62 %	Pacific Coolabah Global Active Credit	Active	0,35%
Xtrackers USD Corporate Bond ETF			Passive	1,19%	
Diversifying Assets 5.5%	Diversifying Risk Assets	3.32 %	FX Carry Factor	Direct	0,35%
			FX Value Factor	Direct	0,39%
			PAM Rates 2s10s Steepener	Direct	1,38%
			Rates Carry Factor	Direct	0,36%
			Rates FRB Factor	Direct	0,35%
			Rates Momentum Factor	Direct	0,35%
	Absolute Return	2.09 %	AQR Managed Futures UCITS	Active	0,58%
			AQR Style Premia UCITS	Active	0,37%
Alternatives 1.4%	REITS	1.43 %	Pacific G10 Macro Rates	Active	0,48%
			iShares UK Property ETF	Passive	0,52%
			iShares Environment & Low Carbon Tilt Real Estate Fund	Passive	0,29%

**IMPORTANT NOTES**

All information correct as at 30.04.25

This Fund Fact Sheet is not designed to be comprehensive and must be read in conjunction with the Dominion Capital Strategies Funds PCC Limited Offering Memorandum which provides full details and important information about the DCS Aggressive Fund. The Offering Memorandum is available from the Manager, Dominion Fund Management Limited, who can be contacted via **[contact@dominion-funds.com](mailto:contact@dominion-funds.com)**

This report contains commentary and represents the views and opinions of the author. Whilst care has been taken with the preparation of this commentary, the contents should not be taken as advice of any kind to any party.

This document is not an offer for sale. If you are considering an investment or would like to find out more, please contact your professional advisor so they can advise you.

Use or copying of the information is not permitted without the prior written consent of Dominion Fund Management Limited.

Dominion Capital Strategies Funds PCC Limited is a Protected Cell Company, which is an open-ended investment vehicle governed by the

provisions of The Companies (Guernsey) Law, 2008 and The Protection of Investors (Bailiwick of Guernsey) Law, 2020.

Dominion Capital Strategies Funds PCC Limited is regulated as a Class B Scheme, designed for Sophisticated, Professional and Institutional Investors. The Fund regulator is the Guernsey Financial Services Commission.

© 2024 Dominion Fund Management Limited ("DFML"). All rights reserved. DFML is licensed by the Guernsey Financial Services Commission under The Protection of Investors (Bailiwick of Guernsey) Law, 2020. DFML is a member of the Dominion Group of companies. Registered Address: Suites 7 & 8, Fourth Floor, Windsor House, Le Pollet, St Peter Port, Guernsey GY1 1WF. Company no.42592.

**Scan the QR!**  
[www.dominion-cs.com](http://www.dominion-cs.com)

